


## 24 INCH FRONT LOAD WASHER

WM98200SX

### Compact Washer & Dryer

Blomberg knows an upscale urban lifestyle often puts space at a premium, but that doesn't mean sacrificing style or superior performance. Our 24-inch compact washers and dryers fit in perfectly, offering flexibility and freedom in installation (including an optional stacking kit), plus all the functionality and finesse required for expert clothing care. Despite their compact size, these washers deftly handle 2.5 cu. ft. of laundry while the dryers dry 4.1 cu. ft. loads—both with a variety of cycles for different fabrics.



### In Harmony with Nature




Commitment to living consciously should extend to clothing care, so Blomberg brings intelligent energy and water conservation to the laundry room. All our washers are ENERGY STAR® certified and offer automatic water adjustment for each load. The same is true for all our dryers, including Blomberg's best-in-class Heat Pump Dryer which made the 2017 ENERGY STAR Most Efficient list for using 50% less energy than conventional dryers. Thoughtful design and engineering is what earned Blomberg the ENERGY STAR® 2017 Partner of the Year Award.



All Blomberg washers are ENERGY STAR® certified for conserving energy and water. Each machine features an automatic water adjustment system that calculates the volume of laundry, so every load uses only the amount of water required to spotlessly clean and thoroughly rinse—not a drop more—and you can wash a small load as economically as a large one.

### In Harmony with Your Life



#### Special Wash Cycle Programs

Designed to be in perfect harmony with your life, Blomberg washers offer up to 16 special washing programs that automatically adjust to specific laundry situations or different textiles from delicate lingerie to heavy-duty work clothes. The result is consistently clean, fresh, well cared for clothing and linens with little effort and no guesswork on your part.

**Super Quick 20':** When time is of the essence, Blomberg offers a super-fast cleaning cycle for small loads of lightly soiled or unstained clothes or items you've only worn once.

**Jogging Wear:** Exercise this option for frequently washing and refreshing your daily workout clothes. It's ideal for small loads and works equally well on sportswear made from cotton, synthetics, or blends.

**Bedding:** For large families with lots of bed linens to change and towels to wash, Blomberg's 24-pound capacity washers perform beautifully and efficiently. Just set the special program and wash up to five sets of double sheets or 14 plush towels in a single load.

**Jeans:** Specially designed to gently but thoroughly launder thicker fabrics, this special program automatically adjusts to a higher water level and adds an extra rinse cycle. Garments come out spotless with no remaining traces of detergent.

## 24 INCH FRONT LOAD WASHER

### WM98200SX



#### Main Features

- Compact front load washer
- ENERGY STAR certified
- Maximum water efficiency
- 1400 rpm maximum spin speed
- 16 Washing programs
- Special washing programs
  - Pet hair removal
  - Super quick 20
  - Bedding program
  - Jogging Wear
  - Jeans cycle
- Special washing functions
  - Heavy Soil
  - Extra rinse
  - Soak
- Electronic Controls
- Liquid detergent compartment
- 2.5 cu. ft. washer capacity
- OptiSense sensors
- Rinse sensor
- Internal water heater
- Child Lock
- Lifetime stainless steel drum

#### Dimensions

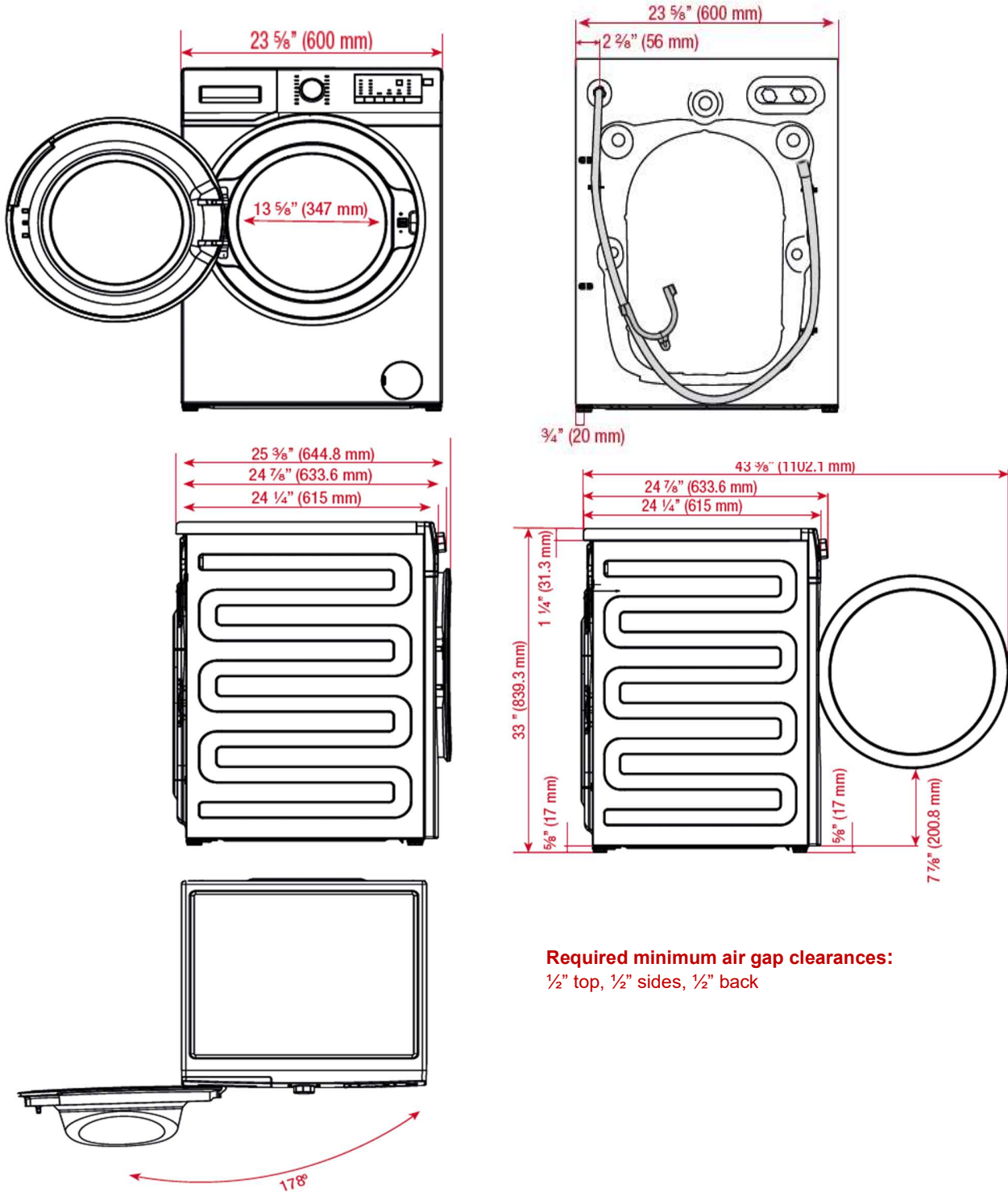
H x W X D: 33 1/8" x 23 5/8" x 25 3/8"

GENERAL	WM98200SX
Capacity cu. ft.	2.5
Washing load capacity kg	10.1
Washing load capacity lbs.	22.3
Style	Front- loading
Maximum spin speed rpm	1400
Variable spin speed	Yes
Automatic temperature control	Yes
Control	Digital Display
Delay time	0-24h
Remaining time indicator	Yes
Silence level (washing) dBA	52
Silence level (spinning) dBA	76
Drum material	Stainless steel
Dispenser	Yes
Detergent (liquid/powder)	Yes
Bleach Dispenser	Yes
Fabric softener	Yes
CYCLES	
Number of Wash Cycles	16
Normal / Regular cotton	Yes
Permanent press	Yes
Hand wash	Yes
Quick Wash 35 min	Yes
Delicates	No
Normal	Yes
Bulky	No
Woolens	Yes
Drain + Spin	Yes
Bedding (Heavy Duty)	Yes
Jogging Wear	Yes
Jeans	Yes
Pet hair cleansing	Yes
Tub Sanitize	Yes
Super Quick 20 min	Yes
Baby sanitize	No
Rinse	Yes
FUNCTIONS	
Heavy Soil	Yes
Soak	Yes
Extra rinse	Yes
Super wash	No
Anti-creasing	No
Child lock	Yes
Automatic water adjustment system	Yes
Automatic detergent dispensing system	Yes
Unbalance detection system	Yes
Euro wash system with internal water heater	Yes
Program follower	Yes
Adjustable leveling legs	4
MATERIALS AND FINISHES	
Cabinet	White
Door rim	White
Cycle selector knob	Sliver
DIMENSIONS	
Product Dimensions (HxWxD) in	33 1/8" x 23 5/8" x 25 3/8"
Product Dimensions (HxWxD) cm	84 x 60 x 64.5
Product Weight kg	84
Product Weight lbs.	185
TECHNICAL FEATURES	
Voltage/ Frequency	208-240V / 60Hz
Rated Current Amps	15
Power Plug	Plugs into matching dryer
ENVIRONMENTAL STANDARDS	
Energy star qualified	Yes
Energy consumption, kWh/year	86
UL listed	Yes
RoHS compliant (Lead free)	Yes

## 24 INCH FRONT LOAD WASHER

WM98200SX

### Dimensions and Installation



**Required minimum air gap clearances:**  
1/2" top, 1/2" sides, 1/2" back

NOTE TO THE INSTALLER: All height, width and depth dimensions are shown in inches (as well as metric). Beko US Inc. reserves the absolute and unrestricted right to change product materials and specifications, at any time, without notice. Please visit our website [www.blombergappliances.us](http://www.blombergappliances.us) or call 888 352 2356 to verify the latest specifications with final dimensional data and other details prior to installation and making a cutout. Applicable product limited warranty information may be found in accompanying product materials or you may contact your account manager for further details. Proper installation is the responsibility of the installer. Product failure due to improper installation is not covered under the Limited Warranty.